

Friendship Blossom

Stitch count is 41 x 56 on 28 count fabric stitched over 2 threads. (see graphic below)
Please remember to leave 3 inches per side for finishing or framing.



Floss Used for Stitches:

Symbol	Strands	Type	Number	Color
◆◆	2	DMC	316	Antique Mauve-MD
#	2	DMC	402	Mahogany-VY LT
■	2	DMC	500	Blue Green-VY DK
\$	2	DMC	989	Forest Green
∞	2	DMC	3687	Mauve

Floss Used for Back Stitches:

Symbol	Strands	Type	Number	Color
—	1	DMC	402	Mahogany-VY LT
—	1	DMC	500	Blue Green-VY DK
—	2	DMC	989	Forest Green
—	2	DMC	3687	Mauve


Stitching instructions:

Stitch all cross, three quarter, and quarter stitches first.

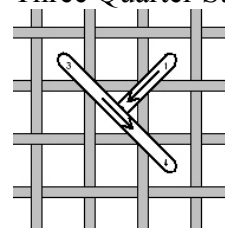
Backstitch:

Center of flower – 402
Flower and “Thank You” – 3687
Stem and “Blossom” – 500
All other words – 989

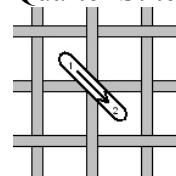
Cross stitch over 2 threads.



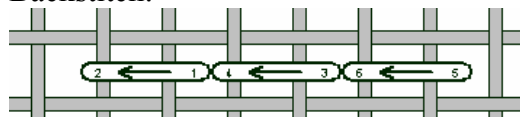
Three Quarter Stitch



Quarter Stitch




Backstitch:



This chart was made for your enjoyment, so please feel free to change floss color to suit your own taste and creativity. - what ever your imagination can come up with. Stitching is supposed to be fun, so just go wild!

Please feel free to email me a picture of what you have created. I would love to see what you have done. info@mistystitches.com

Friendship Blossom



© 2004 Misty Stitches. All rights reserved.
A single working copy may be made for your own use, but not for sharing. Please respect the copyright of all needlework designs.